



## Child Care Connect



# The Provider's Professional Post

Volume 5, Issue 5

A Program of Appalachian Community Action & Development Agency

June 2010

### T.E.A.M. News

The T.E.A.M., Together Educators Achieve More Association will be expanding. Please check the training calendar in June for location, date and time.

The T.E.A.M. would like to welcome all early educators to attend meetings.

### Training Classes

**Please pay attention to classes in your area. We have a full schedule this year and we will be unable to repeat classes!** The new year has begun, please remit your \$30.00 material fee per person for 2010! This fee does not cover the cost of CPR and First Aid, Preventing Bloodborne Pathogens, MAT Training or Make n' Take Classes.

### For More Information Contact:

Karen Boglarsky, Coordinator

Carol Honeycutt, Creative  
Research Technician

Shana Day  
Screening Technician

276-386-9881

Toll Free in Virginia,  
1-877-CCC-KIDS

Visit our office:  
1378 West Jackson Street  
Gate City, Virginia 24251

Mailing Address:  
190 Beech Street, Suite 103  
Gate City,  
Virginia 24251

Website: appcaa.org

### Daddy

Daddy you are my hero and you're always going to be,

For when I was very little you had time for me.

You rode me on your shoulders, you bounced me on your knee,  
you swung me on the swing beneath the apple tree.

I may be older now but I want everyone to see,

Daddy you are my hero and you're always going to be.

Carol Honeycutt

### Child Care Program Information

Attention Directors and Owners!  
Please return the 2010-2011 Program information form ASAP. We are required to keep updated information.

### Classroom Assessment Scoring System

#### Positive Climate

Reflects the emotional connection between the teacher and students and among students and the warmth, respect, and enjoyment communicated by verbal and nonverbal interactions.

#### Relationships:

Physical Proximity  
Shared Activities  
Peer Assistance  
Matched Affect

Social Conversation

**High Range:** Are there many indications that the teacher and students enjoy warm, supportive relationships with one another.

### Definition of the Child Development Associate (CDA)

A Child Development Associate (CDA) is an individual who has successfully completed the CDA assessment process and has been awarded the CDA Credential. CDAs are able to meet the specific needs of children and work with parents and other adults to nurture children's physical, social, emotional, and intellectual growth in a child development

A CDA performs according to the CDA Competency Goals in center-based, home visitor or family child care programs. To date, there are more than 200,000 CDAs in all 50 United States, the Commonwealth of Puerto Rico, and the U.S. territories of Guam and the Virgin Islands. Earning the CDA Credential has many advantages, including motivating caregivers toward continuing education and providing a platform for professional and career opportunities. Many view the CDA Credential as an instrument for career advancement in the early childhood care and education profession. The Council works to ensure that it is a credible and valid credential, recognized by the profession as a vital part of a coordinated system of professional development.

As a result of an increase in demand from many public and private employers for qualified trained staff, the number of child care providers applying for the CDA Credential has grown to nearly 15,000 annually. Furthermore, 49 states plus the District of Columbia incorporate the CDA Credential into their childcare center licensing regulations.

<http://www.cdacouncil.org>

Are you interested in obtaining your Child Development Associate Credential (CDA)? We are now offering classes. Please call for more information. We are currently taking names and placing them on a list for this class.

## Tylenol Recall 2010

McNeil Consumer Healthcare is voluntarily recalling over 40 over-the-counter pain, fever, and allergy medications for infants and children, including certain forms of Tylenol, Motrin, Benadryl, and Zyrtec.

The medications are being recalled because some have been found to contain higher concentrations of ingredients than they are supposed to. In addition, McNeil Consumer Healthcare states that some of the medications 'may contain inactive ingredients that may not meet internal testing requirements' or 'may contain tiny particles' and that some of the raw materials used to make the products were contaminated with bacteria. No bacteria were found in the finished products though.

Parents who have any of the affected over-the-counter medications should stop using them and can get a full refund or a coupon for a replacement by contacting McNeil. They do state that there have been no reports of 'adverse medical events' and that the recall is a 'precautionary measure,' with a remote 'potential for serious medical events.'

Recalled over-the-counter medications for infants and children include certain lots of:

Tylenol Infants' Drops

Children's Tylenol Suspension

Children's Tylenol Plus Suspension Motrin Infants' Drops

Children's Motrin Suspension

Children's Motrin Cold Suspension

Children's Zyrtec

Children's Benadryl Allergy liquids in bottles

According to the latest reports, the recalled medicines were made at one plant and lots of these medications made at other plants are not affected by the recall and may still be on store shelves.

If you need to use one of these medications, you might look for an alternative form of the medication, such as a chewable tablet, a box from a lot that hasn't been recalled, or another brand or generic form of the medication which has not been affected by the recall at all.

Consumers can contact the company at 1-888-222-6036 and also at [www.mcneilproductrecall.com](http://www.mcneilproductrecall.com). Parents and caregivers who are not sure about alternative pediatric health treatment options should talk to their doctor or pharmacist and are reminded to never give drug products to infants and children that are not intended for those age groups as this could result in serious harm.

For additional information, including affected NDC numbers, consumers should visit our website [www.mcneilproductrecall.com](http://www.mcneilproductrecall.com) or call 1-888-222-6036 (Monday-Friday 8 a.m. to 10 p.m. Eastern Time, and Saturday-Sunday 9 a.m. to 5 p.m. Eastern Time).

Any adverse reactions may also be reported to the FDA's MedWatch Program by fax at 1-800-FDA-0178, by mail at MedWatch, FDA, 5600 Fishers Lane, Rockville, MD 20852-9787, or on the MedWatch website at [www.fda.gov/medwatch](http://www.fda.gov/medwatch).

McNeil Consumer Healthcare, Division of McNeil-PPC, Inc. markets a broad range of well-known OTC products.

Source:About.com Pediatrics

**Directors and Teachers: Make sure you check all  
medicine that is brought into your facility by parents.  
They may not know of this recall!**

# Medication Administration Training

Child care providers who work in licensed or regulated child day programs and who give prescription medications to children are required by the Code of Virginia to satisfactorily complete the MAT course. The MAT is a competency-based course approved by the Board of Nursing (BON) and Virginia Department of Social Services (VDSS) to train providers who work in child day programs to safely administer medication to children. The MAT course must be facilitated by an approved MAT Trainer.

*(Note: Effective March 6, 2008, the requirement for "interim refresher training practice demonstrations annually" has been deleted. The requirement for retraining at three-year intervals remains in effect. )*

## **Providers Have Two MAT Recertification Options**

Providers or staff members must become recertified prior to the certification expiration date to continue to administer medication to children in a child day program.

- 1. Classroom-based: Providers may choose to complete the MAT Course in a classroom setting with an approved MAT Trainer. Providers must attend the entire training and successfully pass the written and skills competencies. **Class size is limited to eight participants.**
- 2. Independent Study: Providers may choose to complete the MAT course by independent study. The MAT Independent Study is comprised of two parts. The first part is self-paced, on-line review of the MAT course content using MAT Course handouts, video segments and independent exercises. The second part consists of hands-on practice time and testing with an approved MAT Trainer. Providers must successfully pass the written and skills competencies. **Class size is limited to three participants.**

## **PMAT (Pre-Medication Administration Training)**

This is both BON and VDSS approved. It is geared towards providers in licensed or regulated child day programs who do not ordinarily administer medications, but who supervise children who might need either an emergency injection of epinephrine using an auto-injector device (epipen) or prescription topical ointment or cream. The PMAT course must be facilitated by an approved MAT Trainer.

**There is no renewal for the PMAT Certificate. The PMAT course must be attended every three years.**

**Please see reverse side for MAT Training Schedule**



# June Training Calendar 2010

Sun	Mon	Tue	Wed	Thu	Fri	Sat
		1 T.E.A.M Meeting 7:00PM Alisons Resaurant Abingdon Social Meeting	2	3 Helping Children Deal with Distaser Camp Bethel 6:30PM-9:00PM	4	5
6	7 Challenging Behaviors in Infants and Toddlers 6:30PM-9:00PM Gate City Training Facility Gate City	8 CPR and First Aid 6:30PM - 9:30PM First Christian Church Abingdon	9	10 Helping Children Deal with Distaser 6:30PM-9:00PM Lee County Child Care Pennington Gap	11	12
13	14	15	16	17 Building Collaborative Relationships with Families 1 6:30PM -9:00 PM Pitter Patter Pathways Marion	18 Building Collaborative Relationships with Families 2 6:30PM -9:00 PM Pitter Patter Pathways Marion	19 Challenging Behaviors in Infants and Toddlers 8:30AM -2:30PM Pitter Patter Pathways Marion
20	21	22	23 Smart Beginnings Summit Abingdon	24 Challenging Behaviors in Infants and Toddlers 6:30PM - 9:00PM Child Care Network, Bristol	25	26 MAT Training 8:30AM until Completed Gate City Training Facility Gate City
27	28 Building a Healthy Brain Part 1 6:30PM-9:00PM Lee County DSS Jonesville	29 Building a Healthy Brain Part II 6:30PM-9:00PM Lee County DSS Jonesville	30 Supporting Staff with their work with Parents 6:30PM-9:00PM Lee County Child Care Pennington Gap	Gate City Training Facility 386-9881 Camp Bethel 328-0064 Pitter Patter Pathways 783-8427 Lee County Child Care 546-5600 Child Care Network 644-9480 Lee County DSS 346-1010 First Christian Church		




# Child Care Connect

## Monthly Observances...

















- Black Music Month
- Cancer from the Sun Month
- Child Vision Awareness Month
- Children's Awareness Month
- Great Outdoors Month
- Dairy Month
- June is Perennial Garden Month
- June is Turkey Lovers Month
- National Ice Tea Month
- National Rivers Month
- National Safety Month
- National Smile Month


## Weekly Observances...

- National Sun Safety Week 7-12
- Nursing Assistants Week 10-17
- National Flag Week 13-19
- Men's Health Week 14-20
- Universal Father's Week 14-20
- National Prevention of Eye Injuries Awareness Week 28-7/5



# June 2010

Sun	Mon	Tue	Wed	Thu	Fri	Sat
	 Stand for the Children Day	 National Tailors Day	 National Running Day			 World Environment Day
	 Daniel Boone Day	 World Oceans Day	 ICE TEA Ice Tea Day			 Raggedy Ann & Andy Day
	 Flag Day Family History Day	 Nature Photography Day				 World Juggling Day
 American Eagle Day Fathers Day	 Summer Begins			 Celebration of the Senses		
 American Kid's Day						



# Stars and Stripes

(sung to "Row, Row, Row Your Boat")

Wave the flag, wave the flag,

As we march around.

Hold it high to show our pride,


Don't let it touch the ground.

Wave the flag, wave the flag,

Dear red, white, and blue.

Stars and stripes forever bright,

America-here's to you!



# Extension Activities for children age 3 and above

Read over the rhyme several times, pointing at each word as you read it.

When they feel ready, let the children say the rhyme with you as you read it.

Make up your own hand motions and act out the rhyme as you say it.

Say the rhyme, leaving off the last word for the children to fill in.

Discuss the rhyming words.

Say the rhyme and let the children clap with each rhyming word.

Ask the children, "Have you ever waved a flag in a parade or any other kind of gathering?"

Ask the children, "How many stripes on our flag?" and "Why?"

Ask the children, "How many stars on our flag?" and "Why?"

Ask the children, "Why does the poem call our flag the "Dear Red, White, and Blue?"

Ask the children, "Do you know why the flag is not allowed to touch the ground?"

## Math

Yarn or String

Scissors

Masking Tape

Preschoolers

Measuring Tape

Have each preschooler stand up and hold a piece of string up to their body. Measure the piece of string from the top of the preschoolers head to the floor and cut the string. Use a piece of masking tape to label the string with the preschoolers name by folding the piece of tape in half over the top of the string and writing the preschoolers name on the tape.

Help each preschooler use a measuring tape to measure how long their string is. Let the preschooler know that the number they measured on the measuring tape is how tall they are right now. If desired, write the measurement on the piece of tape. Have the preschoolers hold their strings up to each other and compare who is taller and who is shorter. Talk about who the tallest person in the class is. Talk about who the shortest person in the class is. Find out which preschoolers are in the middle. Let each preschooler take their piece of string around the preschool classroom and find things that are taller than they are and things that are shorter than they are.

## Math Teaching Song

### Shape Puppets.

Help your youngsters make these puppets to reinforce colors and shapes at circle time. Cut geometric shapes from different-colored paper and glue a craft stick to each shape. Put the puppets in a resealable plastic bag. Have youngsters bring their puppets to group time. Sing the song and challenge children to select the matching puppet.

(sung to the tune of "He's Got the Whole World in His Hands")

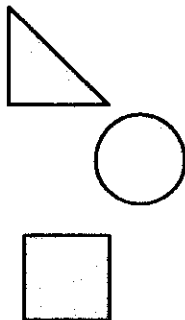
I've got a [yellow circle] in my hand.

I've got a [yellow circle] in my hand.

I've got a [yellow circle] in my hand.

I've got a [yellow circle] in my hand.

(Continue, blue square, pink triangle etc.)



## Circle Time

### Opening Circle Song: (sung to Farmer in the Dell)

Hello to everyone, ( wave to children) and how are you today?  
We come to our circle time, to laugh and sing and play.

And when you're up you're up, (hold hands in the air)  
and when your down your down, (place hands on floor)  
and when your only half way up, (hold hands about chest level)  
your neither up nor down. (throw your hands up and down quickly with words)

So roll your hands so slowly, (make fists with hands and roll about chest level like your punching a bag)  
and roll your hands so fast, (same action as above except fast)  
give your hands a clap clap clap and fold them in your lap lap lap. (follow directions in this line)

### Picking Letters

Try this idea and watch your little ones' letter-recognition skills bloom! Write a different letter on each of several flower cutouts and then attach a jumbo craft stick to each flower. Press a large ball of play dough into a plastic flowerpot and insert the craft sticks in the play dough. Have a student "pick" a flower from the pot and show it to the group. Then lead the class in the chant shown, substituting the child's name and the letter on the flower. Continue in the same way, asking different student volunteers to pull flowers as time allows. If you do have time you could have children name different things that begin with the letter pulled. Example: letter "A" ant, apple, alligator, etc

[Child's name]\_\_ picked a flower.

(Child's name)\_\_ picked a flower.

(Child's name)\_\_ picked a flower

That has the letter\_\_ [Letter the child picked].

### "What Are We Doing Today?"

Review each concept every day during the circle time meeting. Plan one brief activity per concept. For example, if your letter of the week is L, l then plan a song, a short book, a short poem, or a letter L, l activity (for example, make a poster of pictures some of which begin with the letter L, l and some that do not. Then have the students come forward to circle with pictures that begin with the letter L, l. Do the same for the other concepts you are teaching that week. Make it exciting. When introducing a new letter of the week, hide the letter in the closet and give the students hints about the letter. This can be as simple as a cardboard letter, or a letter written on a balloon (for safety reasons, keep a balloon out of the reach of small children). Students will anticipate with joy the newest addition to the alphabet!

## Music

### The Little Caterpillar

("Itsy, Bitsy Spider")

The little caterpillar crawled up into a tree,  
Spun his cocoon and slept so quietly,  
All through the winter he didn't make a sound,  
He dreamt of his new life when he'd be flying all around.  
While he was sleeping the snow did gently fall,  
Winter came and went, then he heard the robin's call,  
Come on Mr. Butterfly, out of your cocoon  
Spread your wings and fly for me, while I sing my tune.

### I Love the Oceans

(sung to the tune of "This Old Man")

I love the oceans,  
love the seas  
we must live in harmony  
If you take care of our water and the fishes too,  
the oceans will be a friend to you.

### Down by the Flag Pole

(to the tune of "Down by the Station")

Down by the Flag pole,  
Early in the morning,  
We will raise our flag,  
The red, white, and blue.  
We stand at attention,  
Our hands on our hearts,  
Saluting our flag,

### Summer Songs

(sang to "Do you know the Muffin Man" tune)

Do you know a Butterfly, a butterfly, a butterfly. Do you  
know a Butterfly who loves a summer's day!  
Yes, we know a Butterfly, a butterfly, a butterfly. Yes we  
know a Butterfly who loves a summer's day!  
(Continue changing butter fly to other summer bugs, caterpillar,  
house fly, dragonfly, lady bug, spider, moth, glow bug etc.)

### The Watermelon Song

(Tune: "Frere Jacques")

Watermelon, watermelon,  
Tastes so yummy, tastes so yummy.  
Green on the outside,  
Red on the inside  
With black seeds, with black seeds.

## Rebus and Finger Plays

### Rain



Rain on the green grass, (tickle baby's feet)



Rain on the tree, (tickle baby's tummy)



Rain on the house top, (tickle baby's head)

But not on me! (hug baby)

### Here is the Beehive

Here is the beehive. (Hold up fist)

Where are the bees?

Hidden away where nobody sees.

(move other hand around fist)

Watch and you'll see them come out of the hive

(bend head close to fist)

One, two, three, four, five.

(hold fingers up one at a time)

Bzzzzz... all fly away!


(wave fingers)

### Plant a Little Seed

(Sung to the Tune: I'm a Little Teapot )

I plant a little  seed in the cold, cold ground.

Out comes the yellow  sun, big and round.



Down come the  raindrops soft and slow(ly)

Up comes the  flower grow, grow, grow!

### Spring is Here

(To the tune "Are You Sleeping)

I see  robins, I see bird's  nests,

 Butterflies too,  flowers too.

Everything is growing, The  wind is gently blowing.

Spring is here, spring is here.



**Other Fees:** ( Please check all that apply and indicate cost if additional fees apply)

- Registration fee \$ \_\_\_\_\_  Late Fee \$ \_\_\_\_\_  Summer Activity Fee \$ \_\_\_\_\_  Holiday Fee \$ \_\_\_\_\_  Insurance \$ \_\_\_\_\_
- Sick Child Fee \$ \_\_\_\_\_  Supply Fee \$ \_\_\_\_\_  Transportation Fee \$ \_\_\_\_\_  Extended Day Fee \$ \_\_\_\_\_  Meal Fee \$ \_\_\_\_\_

**Meals:** (Check meals served)

- Breakfast  AM Snack  Lunch  PM Snack  Dinner  Evening Snack
- Parent provides meals  USDA Food Program  Special meal request

**Services / Environment:** (Please check all that apply)

- Full time (30 or more hrs per wk)  Evening care  Before School  Non-smoking  Air conditioned
- Part Time (29 or fewer hours per week)  Overnight Care  After school  No indoor pets  Fenced yard
- Drop in (not enrolled for regular care)  Holiday Care  Sick child care  No outdoor pets  No weapons
- Temporary / Emergency / Backup  Open all year  No kerosene heater  No Pool
- Respite Care  Open summer only  No wood-burning stove  Field trips
- Rotating Shift Care  Open school year only  Wheelchair accessible

**Financial Assistance:** (Please check all that apply)

- Accept:  Public Funds  State Subsidy (DSS funds)  Private Subsidy/Scholarships
- Provide:  Scholarships  Sliding Fee Scale  Other \_\_\_\_\_

**Policies:**  Written Contract  Handbook  Multi-child Discount  Liability Insurance

- Provider Sick Allowance  Provider Vacation Allowance  Child Absence Allowance

**Safety:**  CPR Certified  First Aid Certified  Medication Administration Certified  Health-Related Degree  On-Site Nurse

**Special Needs:** (Please check all that apply)

- Adaptive Special Equipment  Asthma/Respiratory  Allergies  ADD/ADHD  Autism / Aspergers
- CP/Neuralgic/Seizure Disorders  Developmental Delay  Cognitive  Diabetes  Down Syndrome
- Post Traumatic Stress Disorder  Medical  ODD  Physical  Social / Emotional
- Learning disabled resources  Space for therapy  PT/OT  Experience/Training or desire to provide care

**Experience:** (Center Director or Family Child Care Provider)  Family Child Care experience  Child Care Center experience

- Under 1 year  1 to 3 years  4 to 9 years  10 to 20 years  Over 21 years

**Training / Education:** (Refers to the Center Director or Family Child Care Provider - specify area of study)

- High School Education  0-12 hrs training  13+ hrs training  Credit-based training  Some College \_\_\_\_\_
- CDA  Associate degree in \_\_\_\_\_  Bachelor degree in \_\_\_\_\_  Master degree in \_\_\_\_\_

**Accreditation:**  NAEYC  NAFCC  NECPA  NAC  NAA  COA  ACA

**Affiliation:**  NAFCC  NAEYC  VAFCCA  VAECE  Local Family Child Care Assoc  Local AEYC  T.E.A.M.

**Child Advocacy Issues**  Will visit legislators  Will contact legislators  Will write letters  Will make phone tree calls

**Enrollment Requirements:**  Orientation  Medical Authorization  Physical-Health Record  Parent Information  Proof of Birth

- Curriculum:**  ABEKA  Creative Curriculum  High Reach  High Scope  Houghton Mifflin Pre-K
- Montessori  Mother Goose  Pinnacle  Reggio  Other \_\_\_\_\_

**DO NOT include my information for:**  Web Referrals  Referrals to Parents  Rates  Training Information mailings

**Sworn Disclosure:**

I certify that the information on this form is true and correct, and that I am legally operating within the laws and child care regulations of the Commonwealth of Virginia. (Section §63.2-1727 of the Code of Virginia prohibits any person from operating a family day home if he, or if he knows that any person who resides, is employed by, or volunteers in the home, is a convicted sex offender or has a founded complaint of child abuse or neglect within or outside the Commonwealth.) I agree to enroll children without regard to race, color, religion, sex, age, veteran status, national origin, disability or political affiliation. I agree to notify (CCRR) within 30 days of any changes in the child care facility's phone number, address, regulation or certification status.

Provider Signature: \_\_\_\_\_ Date \_\_\_\_\_

Office use only:

Date entered into database: \_\_\_\_\_

revised August 2007